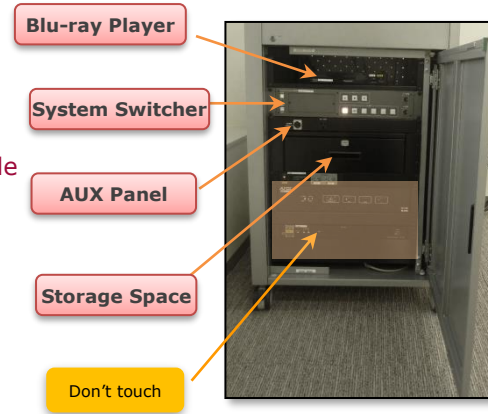
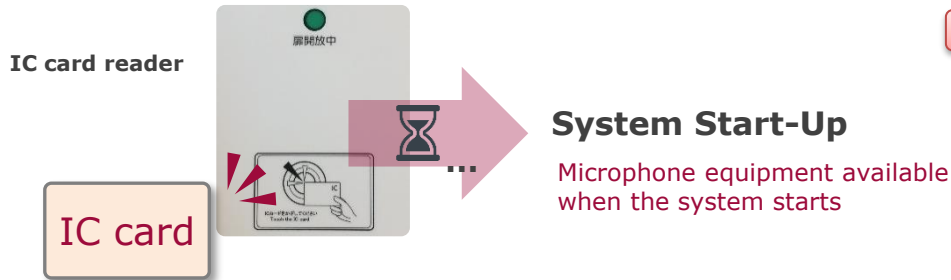


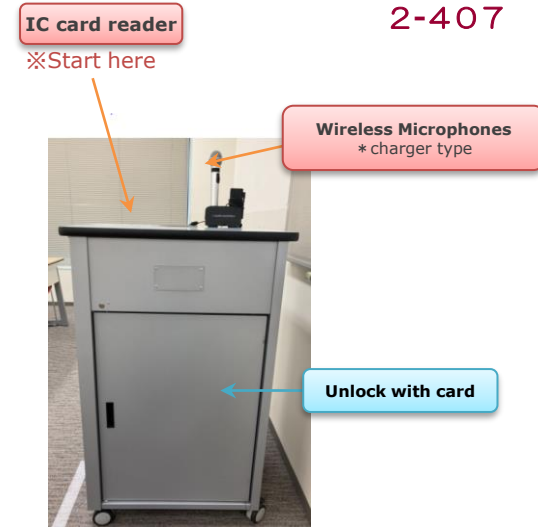
System start / System OFF

System Start-Up

It holds your IC card over the IC card reader.



Open
<AV Wagon>




Close
<AV Wagon>



<AV Wagon>

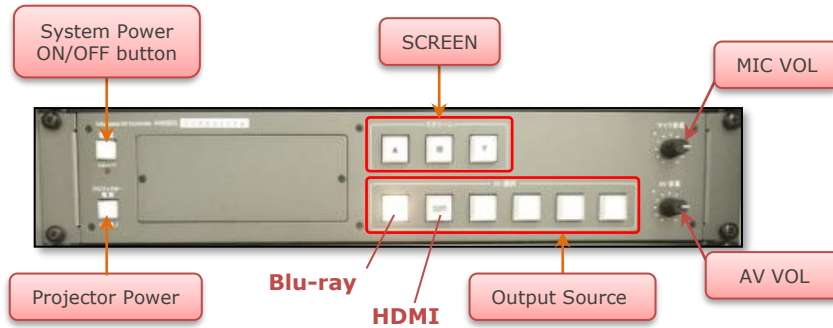
System OFF

It presses "OFF" button on the switch panel to shut down the system.



! Remember to remove Disks and store Microphones before shutting down the system.
It will automatically lock when you close the door.

AV Presentation



<System Switcher>

It press **Projector Power** button and ▼ DOWN button of the SCREEN.
* **Outoput Select** buttons are not available until the light stops blinking.

Select the **Output Source** (*It can select Video output to SCREEN)
* "OFF" is to temporarily hide the image of the SCREEN.

It can adjust **MIC VOL** and **AV VOL** on switch panel.



<AUX Panel>